

# 2025 易凯资本中国健康产业白皮书

## 核心观点篇

2025.05

2024

2023

13.3

1.8

3

1.2

9.1

2023

10.5-11

1.4-1.5



2024

2023

3

2023

1.4

10

2024

11.5-12

1.5-1.6

2023

9%-10%

20

2035

30

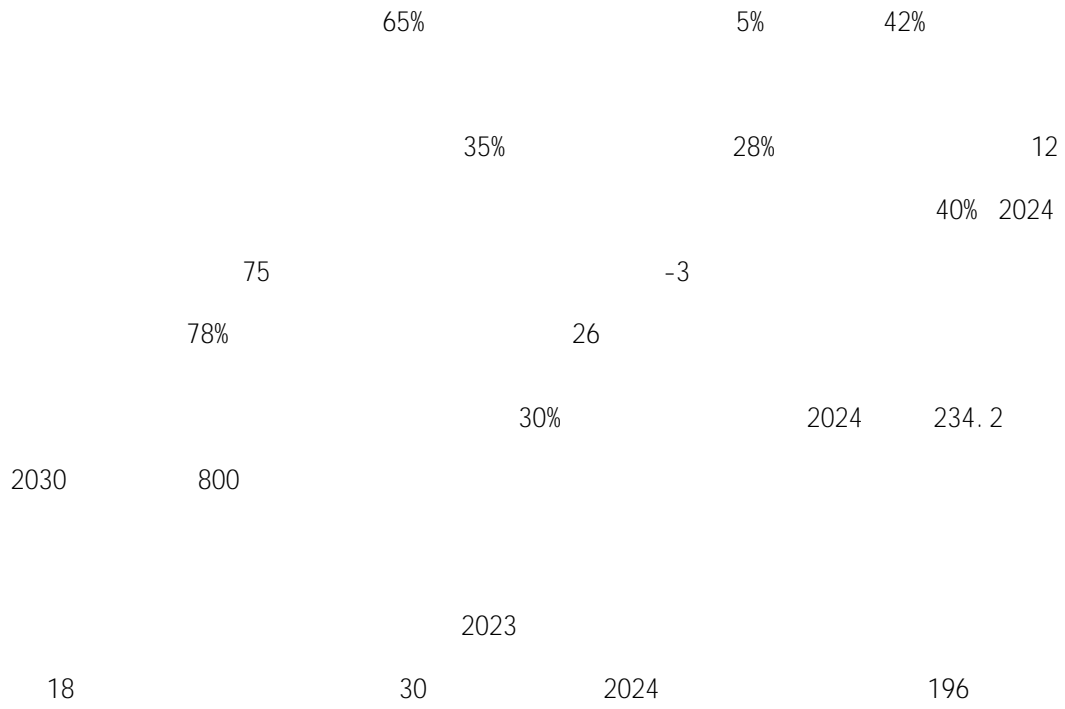
GDP

10%









AI

6

AI

AI

	7000		58%	60	60%
			2024		1.45
		---			3-6
2024	38%		---		
	3		4.2		---
	72%	+		20%	
			2024		823
152	671		6.1	OECD	
	15.3		1.8%	2024	32.7
	12%				
			"	"	"
					"
"	"				
			3-5		
				VR/AR	
	3D		AI		





				4500
	32%	7.3	5	
				4500
	1:3	3	1	
			800-1000	
2024		320	600	



" + "

2

2025

50%

2030

30

+

+

3

AI

AI

AI

Vital Connect

2025

1

Zoe

3

AI

AI

"

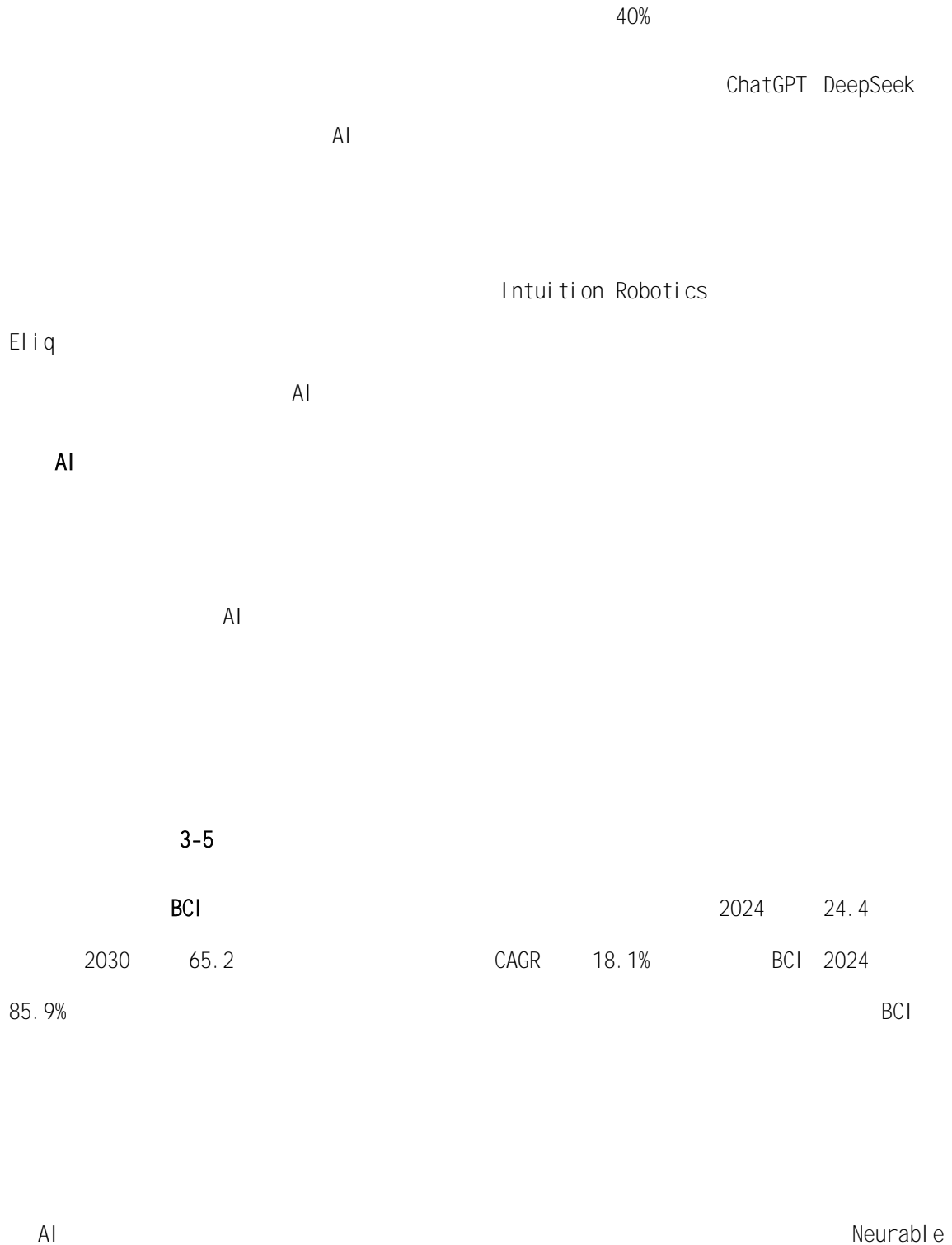
AI

"

-

-











AI

70%

1/5

" + "

- "

30%

AI " "

AI LucaProt RNA

30 5 14

5000

95% AI 10+

89% " - - "

300%

" " " " 12% AI DRG

AI +

AI " " " "

AI

IVD

AI



20%

"

+

"

AI

POCT+AI

"

"

"

"

"

-

-

"

—

"

"

5G+AR

"

—

"

"

"

"

"

— —

"

"

"

"

"

-

-

"

"

+

+

"

"

-


-

"

"

"





AI +




" " | P"

2000 2015

|







10      Statista      2023      5,662  
2023-2029      5%

NewCo

" NewCo "

NewCo

4      "      "

1 2024      4,762      15%      2023

"      "      "      "      "      "

2024      2023      % 4,176      4762

15%      2030      1.8

1.1      8





14

" "

4

" "

" " " "

2030

85%

20%

2024 10

HMOs



NewCo

6

2024

"

2024

"

"

"

"

"

"

"

"

5



